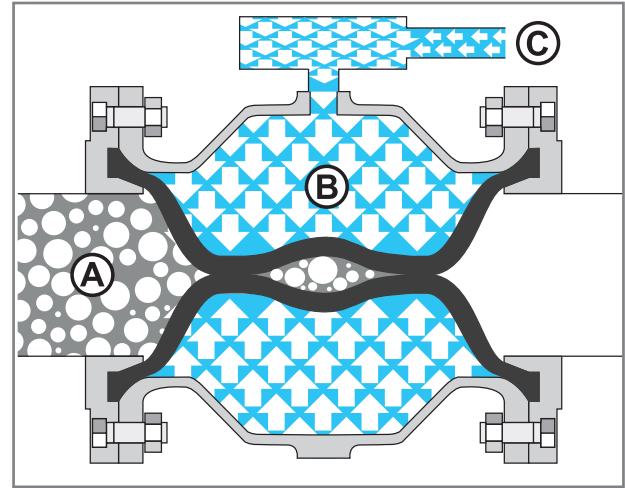
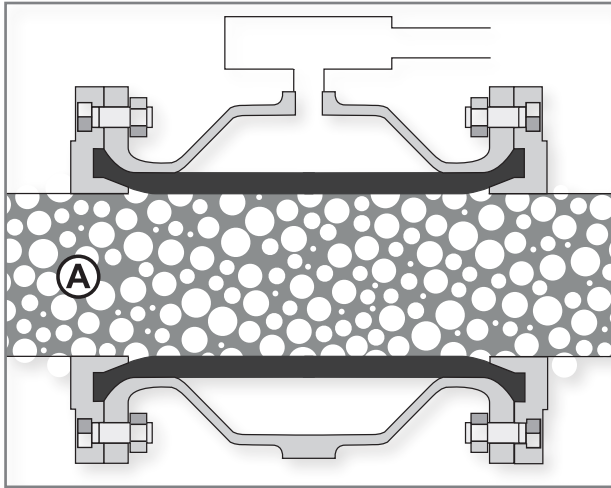


適正な制御圧力

Optimum control pressure

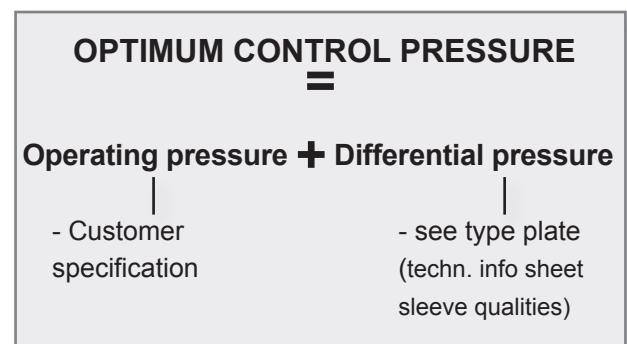
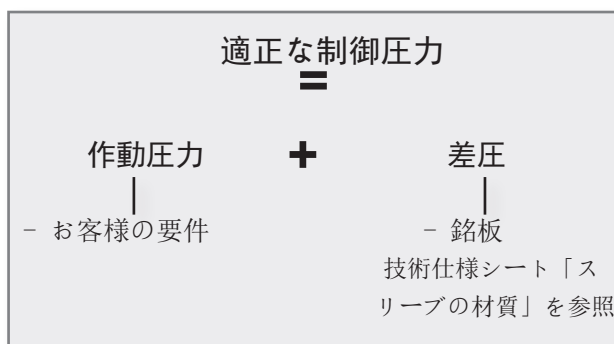


- Ⓐ 作動圧力 (搬送圧力)
- Ⓑ + 差圧
(Δp 制御圧力と作動圧力の差)
- Ⓒ = 目標となる適正な制御圧力
(閉鎖圧)

- Ⓐ Operating pressure (line pressure)
- Ⓑ + Differential pressure
(Δp between control pressure and working pressure)
- Ⓒ = Optimum control pressure to be set
(closing pressure)

ピンチバルブを閉じるのに必要な圧縮空気 (適正な制御圧力) は？

How much compressed air (control pressure) is required to close the pinch valve?



注記:

ピンチバルブの最大制御圧力/作動圧力については、銘板またはデータシートをご確認ください。

Note:

Please refer to the type plate or article text for the maximum control / operating pressure of the pinch valve!

仕様は予告なく変更する場合があります。

Technical details subject to change without notice.

AKO Armaturen & Separationstechnik GmbH

D-65468 Trebur-Astheim ▪ Adam-Opel-Str. 5 ▪ 電話/Phone: +49 6147 9159-0 ▪ ファックス: +49 6147 9159-59
E-Mail: ako@ako-armaturen.de ▪ Internet: www.japanese.ako-armaturen.de/jp / www.pinch-valve.com